


Home Air Conditioning For the way we live today

Designed for a better home






Keeping cool has never looked this good

The UK's weather is famously unpredictable and the summers are now longer and hotter. These periods of intense heat make everyday life in the home a little challenging. Keeping individual rooms, converted lofts, basements, and other living spaces at year-round ambient temperatures shouldn't be a struggle.

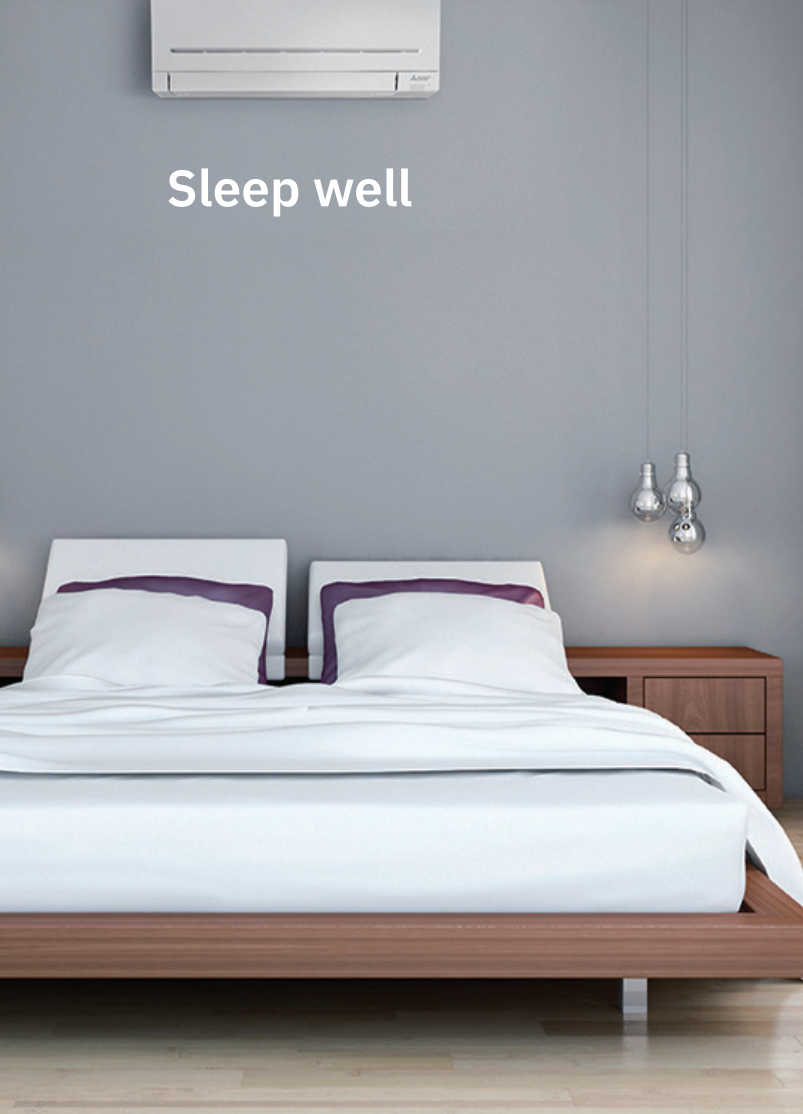
Comfortable living depends on feeling good, knowing that your home is always at the right temperature: cool or warm, day and night, whatever change the weather in the UK may bring. Enhance this comfort further by improving the quality of air inside your home, reducing levels of pollens, allergens, viruses and humidity levels.

Welcome to the Mitsubishi Electric Home Air Conditioning range

The reassurance of quality | The definition of comfort



Sleep well



Work well



Live well



Stay well



Sleeping well

Cool, calm, relaxed, refreshed

A bedroom becomes a haven of calm and relaxation with Mitsubishi Electric's home air conditioning units; renowned for their almost silent performance, as quiet as a library.

Design elegance and simplicity

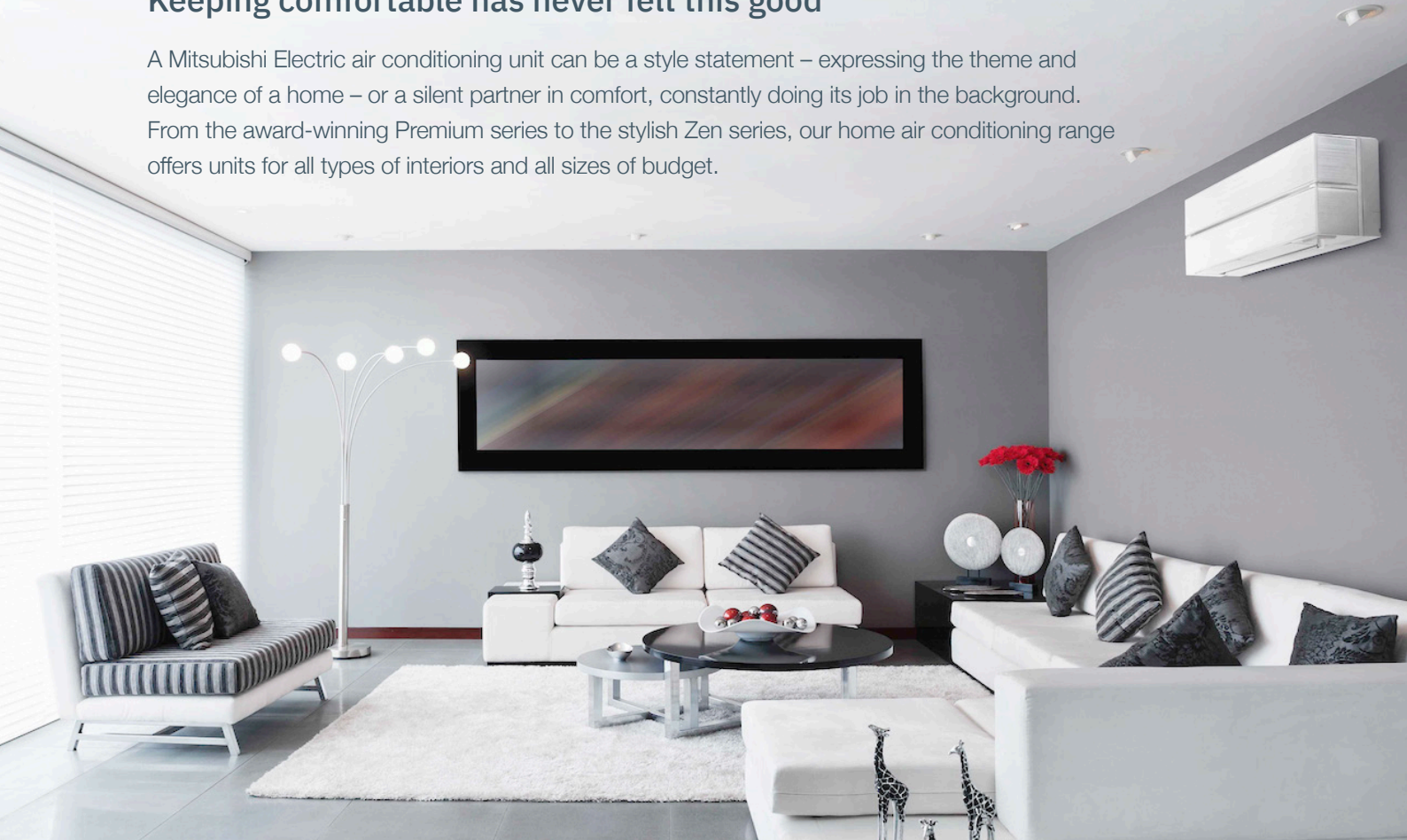
Sophistication in design, slim and elegant construction, and a choice of deep, rich colours provide options for any style of room, and any décor. Beneath their stylish design the units efficiently maintain a comfortable room temperature and provide an even airflow, ensuring a great night's sleep. Most units are supplied with Wi-Fi as standard, for easy remote operation and complete control without leaving your bed.



Living well

Keeping comfortable has never felt this good

A Mitsubishi Electric air conditioning unit can be a style statement – expressing the theme and elegance of a home – or a silent partner in comfort, constantly doing its job in the background. From the award-winning Premium series to the stylish Zen series, our home air conditioning range offers units for all types of interiors and all sizes of budget.



Powerful and energy efficient

Mitsubishi Electric's next generation technology delivers the highest energy efficiencies – low power consumption with high performance. Our Premium and Zen ranges achieve energy efficiency ratings of A+++.

For hot areas in the house, such as large glass-sided rooms, conservatories and gyms, our air conditioning units deliver the powerful performance they need to stay at the optimum temperature all year round; sometimes requiring cool air and sometimes a boost of warmth.

Total control: Easy, intuitive, instant

Easy to operate, Mitsubishi Electric's Premium, Zen and Elegance wall-mounted units are Wi-Fi enabled, and are compatible with Amazon Alexa and Google Assistant meaning you have total climate control without moving from the sofa.

The Mitsubishi Electric MELCloud app can be downloaded to any smart device enabling temperature control of your home at any time, no matter where you are. MELCloud works with Hey Google and is compatible with Amazon Alexa, just ask, and your air conditioning unit will respond instantly!

Working well, from home

Create the perfect working atmosphere

Finding ways of bringing office quality comfort to the home working space can be a challenge. The home air conditioning range from Mitsubishi Electric offers a solution for any size home workspace; replicating the comfort and temperature found in every modern office.



Any size of office, any way of working

Wherever the home office is located – spare room, garden office, studio, loft – Mitsubishi Electric can provide a perfect solution that is energy efficient, cost-effective, and complementary to the look, feel and function of the space.



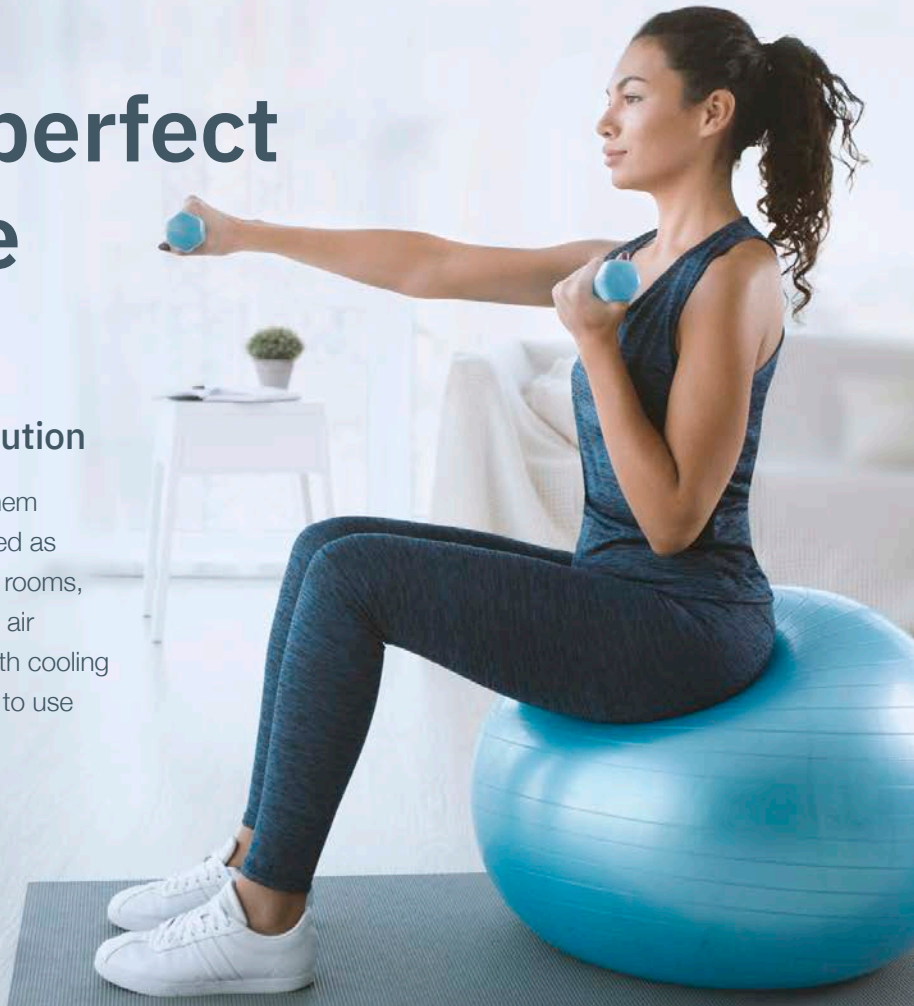
Complete versatility

Some home offices may be located in loft rooms with low ceilings or sloping walls, not always able to accommodate a wall-mounted unit. Mitsubishi Electric's floor-mounted units are very versatile and designed for easy installation at floor level. Using energy efficient converter technology, they include an auto-swing vane to ensure a more natural and comfortable airflow throughout any room.

Always the perfect temperature

The complete garden room solution

The versatility of garden rooms have made them popular additions to our homes. They are used as home offices, man-caves, she-sheds, hobby rooms, studios and gyms. Mitsubishi Electric's home air conditioning range is the ideal solution for both cooling and heating, ensuring the room is a pleasure to use anytime of the day, whatever the season.




Full temperature control

The layout and design of the garden room is important to make the most of the space. Opting for one solution which can cool and heat maximises space and comfort. Mitsubishi Electric stylish wall-mounted units not only look good, they cool and heat all year round and smart controls mean that the ideal temperature for the garden room can be set remotely.



Low running costs

While high in performance, Mitsubishi Electric air conditioning units are low in power consumption, due to leading edge inverter technology. As well as controlling temperatures, they help to control costs as more people spend time working and relaxing at home.



Staying well

Reassuring, relaxing, revitalising

Mitsubishi Electric's air conditioning systems do more than control temperature throughout the home, they create thermal comfort. They keep everything just right; in the air, its flow, and its quality. All coming together in the right balance when you need it, and in the right season. Premium range of filters remove impurities and irritants from the air, making the home the reassuring, relaxing and revitalising place it should be.



Ideal for allergy sufferers

As well as neutralising air pollutants, our Plasma Quad Technology and Silver-ionised filters take care of other allergens, including pollen and pet fur. Making the air easier to breathe, and delivering a fresher, more comfortable atmosphere all year round, of particular relief for allergy sufferers.


The whole-home solution

To ensure a fresher, cleaner atmosphere throughout the home, Mitsubishi Electric's MXZ multi-split systems can connect up to six indoor units to a single outdoor unit. This is an ideal approach for any size home. In each room, a different temperature can be set to create the optimum environment for the room and its occupants.

Cleaner, purer air

State-of-the-art filtration

Mitsubishi Electric's Premium and Zen series incorporate powerful filters for neutralising air contaminants. Air pollution in the home can be 2-5 times higher than outdoors. Our innovative Plasma Quad Technology, built in to the Premium models, provides highly effective filtration performance against common pollutants, improving air quality for the whole household.



Plasma Quad Technology

- Neutralises airborne bacteria/virus/allergens/mould/dust/PM2.5
- Inhibits SARS-CoV-2 by 99.8%*
- Standard on Premium Series

Silver-ionised filter

- Neutralises airborne bacteria and dust PM3.0
- Standard on Zen series and optional for the Elegance wall-mounted unit.


* Derived from and subject to test results, for and on behalf of Mitsubishi Electric, conducted at the Microbial Testing Laboratory, Japan Textile Quality, and Technology Center, Kobe, Japan.

Neutralising particles effectively

Mitsubishi Electric's Plasma Quad Technology provides a powerful plasma-based filter system that inhibits viruses and bacteria. It breaks down mould and allergens, absorbing dust and microscopic particles into its strong electrical field.

It highly effectively neutralises 6 of the most common kinds of air pollutants:

- Virus
- Bacteria (staphylococcus)
- Allergens (such as pet fur and pollen)
- Mould
- Microscopic particles (PM2.5)
- Dust



Virus



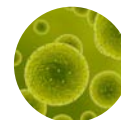
Mould



Bacteria




Microscopic particles



Allergens



Dust



Ultra-quiet air you feel but hardly hear

A peaceful night's sleep. A quiet place to work undisturbed. Blending powerful performance with noise levels as low as 19dB(A) – quieter than a library – our whisper-quiet systems respect the silence and tranquillity of the home, in the places where it's important.



40 dB(A)



60 dB(A)



80 dB(A)



120 dB(A)



Turn on to year-round fresh air

While Mitsubishi Electric's home air conditioning units cool the indoor air in the summer, the most energy efficient way is to keep the windows closed. This changes a home's ventilation, by having a negative impact on indoor air quality, especially in highly insulated homes.

The Lossnay Mechanical Ventilation with Heat Recovery (MVHR) system is the perfect solution for bringing continuous fresh air indoors, without compromising on energy. The system's two low-powered fans provide a constant and controlled changing of the air. Whilst your home is cooler than outside, the heat recovery element will pre-cool any incoming air into the house so that minimal cooling energy is needed to remain at the set point.

Free cooling

Some Lossnay units will also be able to bring in cooler air directly from outside in the summer evenings. This effect will further reduce the energy required from your air conditioning. It is called free cooling.


During the winter the Lossnay MVHR works in reverse and provides up to 90% heat recovery from the heated expelled air, minimising the energy used for heating. As a result, Lossnay can reduce overall energy costs all year round, whilst keeping air fresher and healthier.

Powerful and easy to use

Lossnay operates with a wide airflow range from 18 to 64 litres of fresh air per second. An LCD controller allows easy control of the unit, clearly displaying normal, boost, and purge modes. Up to four speed settings can be activated, in percentage increments.



Premium series



Ruby Red




The Premium series delivers performance and streamlined design style. With sizes ranging from 1.8kW to 5.0kW, it is aesthetically pleasing and creates the perfect atmosphere for any indoor space.

Plasma Quad Technology inhibits SARS-CoV-2 by 99.8%*



Eliminates air contaminants

Plasma Quad Plus Technology neutralises, viruses, bacteria, allergens and other contaminants.



Intuitive

Built-in 3D i-see sensor automatically detects room occupancy and body temperature.



Dual Barrier Coating

Prevents dust, dirt and grease accumulation in the unit.



Natural White



Pearl White



Onyx Black

Control your comfort

- Backlit controllers
- Scheduling options
- Optional covers available – silver, chrome, brushed
- Simple to use screens



The presence and position of anyone in the room is detected by the built-in infra-red sensor's 360° sweep of the room. By mapping the room temperatures, it adjusts the air conditioning to the optimum levels of temperature and comfort without unpleasant draughts.



The Premium series built-in Wi-Fi interface allows for total control and monitoring from anywhere in the world, via the Mitsubishi Electric MELCloud app. Voice control works with Hey Google and is compatible with Amazon Alexa.

Zen series



Black



White



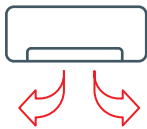
Silver

The Zen series complements modern interior décor and blends with more traditional styles of home. With sizes ranging from 1.8kW to 5.0kW, the units embody elegance with near-silent operation.

Control your comfort

- Backlit controllers
- Scheduling options
- Optional covers available – silver, chrome, brushed
- Simple to use screens

Minimalistic, sleek, sophisticated



Powerful

Powerful performance underpinned by energy efficiency (A+++ energy rating).



Pure

Zen indoor units have two types of filter to ensure air purity.



Voice Control

Wi-Fi controllable and compatible with Amazon Alexa and Hey Google.



The Zen unit does what you tell it to do, when you tell it to do it. The built-in Wi-Fi interface and weekly timer gives users complete control at all times.



The Zen unit's silver-ionised filter inhibits bacteria and captures allergens, whilst the air purifying works further to inhibit bacteria, mould and odours.

Elegance series - wall-mounted



Control your comfort

- Backlit controllers
- Scheduling options
- Simple to use screens



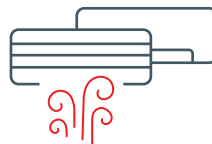
The mid-range Elegance series combines simplistic design with energy efficient performance. With sizes ranging from 1.5kW to 5.0kW its air purifying filter generates stable anti-bacterial, anti-mould and deodorising effects. With noise levels as low as 19 dBA, the Elegance series takes comfort cooling to a new level.

Feel the power



Cost-effective

Cost-effective and energy efficient, proving friendly to both the environment and the home owner.




Reliable

Double vanes ensure all-round comfort by distributing airflow evenly throughout the room.



Responsive

Use the weekly timer to ensure that your room is always at the perfect temperature.



An even airflow throughout the room ensures constant temperatures and a soothing backdrop for rest and peacefulness.



Thanks to a built-in Wi-Fi interface, users have anytime, anywhere control and monitoring through Mitsubishi Electric's MELCloud app.

Elegance series - floor-mounted



Control your comfort

- Scheduling options
- Simple to use screens
- Optional WiFi interface available

The Elegance series is extremely versatile and is designed for wall-attached installation at floor level - perfect for conservatories or loft rooms where wall space is at a premium. Its lightweight, compact design makes it easy to install and maintain. To aid control and boost energy savings, the controller has an in-built 7-day timeclock.

Comfort delivered



Design simplicity

Simple, flat asymmetrical design; easy on the eye, easy on the atmosphere.



Ultimate comfort

Swing-vane mode with auto-vane shutter delivers a natural comfortable airflow.



Ideal positioning

Ideal for home owners who prefer not to have high wall-mounted units.



Bringing cool air to ground level, the Floor series adopts a traditional look and style, meeting the needs of home owners who simply like the classic look.



Programme it and forget about it; the unit works quietly in the background according to the schedule set.

Classic series



Control your comfort

- Scheduling options
- Simple to use screens
- Optional WiFi interface available

With sizes ranging from 2.5kW to 5.0kW, this cost-effective, flat panel wall-mounted system incorporates inverter technology which continuously regulates the temperature. It's not just about cool air; it's about peace of mind, knowing that if the temperature changes outside, it will always be just the way you want it, inside.

The refreshing difference



Easy control

Optional Wi-Fi interface permits smart control of the unit from any device.



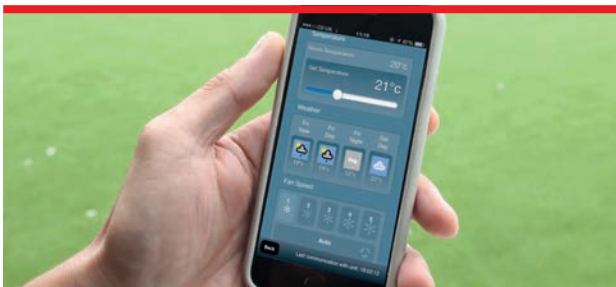
Cost effective

Energy efficient, cost-effective air conditioning system for the modern home.



Adaptable

A daily timer allows control of scheduling to fit the user's lifestyle.



In a smart world, smart controls become an increasing feature of everyday life. Mitsubishi Electric home air conditioning offers a totally intuitive connection between user and unit, room and temperature, sleeping well and living well.



In a busy world, quality sleep plays a huge part through relieving stress and enhancing wellbeing. No more tossing and turning on uncomfortable nights, no more disturbed sleep; just comfort and feeling good.










Air conditioning for the larger home

Mitsubishi Electric MXZ Multi-Split system

At Mitsubishi Electric, we have a home air conditioning system for every size of property. A typical home system could be just one or two indoor units, powered by their own individual outdoor units. Or, to supply air conditioning to multiple spaces, we offer the flexibility of a Multi-Split system, powering up to six indoor units from one outdoor unit. Therefore you can choose the style and capacity to meet the level of comfort your space requires. In each case, outdoor units are located outside in a space that works for your property. The outdoor unit is easy to install and can be situated discreetly outside your home or in your garden.



Compare our systems






Range	Colours	Wi-Fi with MELCloud & Amazon Alexa, Hey Google compatibility 	Remote Control 	Fan Speeds 	Capacity sizes (kW) 					
					1.5	1.8	2.0	2.5	3.5	4.2
Premium 	Natural White Pearl White Black Red	Built in	●	5		●*		●	●	
Zen 	White Black Silver	Built in	●	5		●**		●	●	
Elegance 	White	Built in	●	5	●		●	●	●	
		Optional	●		●*	●	●	●	●	
Elegance (Floor) 	White	Optional	●	5						
Classic 	White	Optional	●	4				●	●	

Note: 6.0 & 7.1 kW models also available in the Premium & Elegance range

* Operates with Multi-Split outdoor unit only. This means that these 2 smaller units must be connected to a Multi-Split outdoor unit, which operates more than one indoor unit at a time.

** Zen range available in 1.8, operable on multi-split only



5.0	Air Filtration 			3D i-See Sensor 	Dual Barrier Coating 	Cooling ErP Rating 	Heating ErP Rating 	Dimensions W X D X H mm 
	Plasma Quad	Silver ionised	Air Purifying					
•	•	optional	•	•	•	up to A+++	up to A+++	890 x 233 x 307
•			•			up to A+++	up to A++	885 x 195 x 299
•		optional (2.5~5.0 models)	•			up to A+++	up to A++	1.5/2.0: 760 x 178 x 250 2.5~5.0: 798 x 219 x 299
•			•			up to A++	up to A++	
		•	•			up to A++	up to A++	750 x 215 x 600
•			•			up to A++	up to A++	838 x 228 x 280



Always use a Mitsubishi Electric approved installer

High quality, professional service from the experts

Nationwide network:

To become a member of Mitsubishi Electric's nationwide network of approved installers, contractors are trained to the highest standard in the installation of Mitsubishi Electric air conditioning units.

Best performance:

Our recognised installers are members of our Partner Programme and know how to install and commission our systems to ensure the highest levels of efficiency.

We validate their recognition as our partners, and our confidence in them to represent the product quality and reputation of the Mitsubishi Electric brand.

Top-quality service:

Mitsubishi Electric Partners are fully supported by our UK-based technical support staff. It's not just about great installation, it's about expert service from people trained to deliver a knowledgeable, reliable, and best-in-class service.







At home, with Mitsubishi Electric air conditioning

“

Our house now maintains the perfect temperature all year round; cool and comfortable in the summer while also being warm in the winter. The systems look great; especially the Premium series air conditioning units, because we were able to choose a colour that matched our décor.

”

Seetal Venga,
Homeowner, Hertfordshire



The comfort factor

When extending the family home our customer wanted to make sure the home would be comfortable all year round. The new plan would allow for lots of natural light which brought the possibility of being too hot in summer, and too cold in winter.

The couple were looking for an air conditioning system that was quiet, easy to control and would complement the minimalist look they sought for the new open-plan living space. They were looking for a stylish solution, and looking for year-round comfort.

The Mitsubishi Electric Solution

To cool or heat the extension as required, two Premium series wall-mounted units were installed. The owners can easily control the system via the MELCloud smartphone app from anywhere in the house, and wherever they are when they're out and about.

They've achieved comfort, control and the perfect environment for their home.

Mitsubishi Electric MELCloud App

The cool control app for your home air conditioning that responds to voice commands

MELCloud gives users complete control of their Mitsubishi Electric home air conditioning. As a cloud-based app, MELCloud can be accessed easily via the internet, either in the home, or remotely, through any PC, Mac, Tablet or Smartphone. You can link voice assistants Amazon Alexa or Google Assistant to the MELCloud app to monitor and control the main features of your air conditioning systems hands-free.



To get started: Just download the app from the Apple App store, Google Play or Windows Store, connect up the unit/s and take control. MELCloud is compatible with Apple, Android™, Windows and Blackberry operating systems.

Control

Remote or in the home; from any device, a unit can be turned on (or off) whenever required, wherever the owner may be. MELCloud also offers user support information and trouble-shooting advice.

Planning

Offers 'holiday mode' setting, weekly scheduling, and live weather feeds for anticipating when to activate the air conditioning unit if one is not at home.

Insight

Operation mode reports can be viewed, along with electrical energy consumption.



See how our wall-mounted units look in any home

To help homeowners choose the perfect wall wall-mounted or floor-mounted unit for their decor, Mitsubishi Electric has developed the MEView3d app which lets you see the units in situ, in exactly the place the homeowner wants to put them.

How it works:

Download the free app from the Apple App Store, Google Play or Windows Store to your phone or tablet.

- Select an indoor unit in the app
- Place the trigger image opposite in the desired position of your wall unit
- Point your camera towards the trigger image on the wall and on screen you will see your preferred indoor unit in position.



Trigger image



Telephone: 01707 282880

MELSmart Technical Services: 0161 866 6089

Technical Help - option 1

Warranty - option 3

Training - option 6 followed by option 1

email: air.conditioning@meuk.mee.com

website: <https://les.mitsubishielectric.co.uk/homeowners/our-air-conditioning>



@meuk_les
@green_gateway



Mitsubishi Electric Living
Environmental Systems UK



Mitsubishi Electric
Cooling and Heating UK



mitsubishielectricuk_les



mitsubishielectric2



thehub.mitsubishielectric.co.uk

UNITED KINGDOM Mitsubishi Electric Europe Living Environment Systems Division

Travellers Lane, Hatfield, Hertfordshire, AL10 8XB, England. Telephone: 01707 282880 Fax: 01707 278881

IRELAND Mitsubishi Electric Europe

Westgate Business Park, Ballymount, Dublin 24, Ireland. Telephone: (01) 419 8800 Fax: (01) 419 8890 International code: (003531)

Country of origin: United Kingdom - Japan - Thailand - Malaysia. ©Mitsubishi Electric Europe 2020. Mitsubishi and Mitsubishi Electric are trademarks of Mitsubishi Electric Europe B.V. The company reserves the right to make any variation in technical specification to the equipment described, or to withdraw or replace products without prior notification or public announcement. Mitsubishi Electric is constantly developing and improving its products. All descriptions, illustrations, drawings and specifications in this publication present only general particulars and shall not form part of any contract. All goods are supplied subject to the Company's General Conditions of Sale, a copy of which is available on request. Third-party product and brand names may be trademarks or registered trademarks of their respective owners.

Note: The fuse rating is for guidance only. Please refer to the relevant databook for detailed specification. It is the responsibility of a qualified electrician/electrical engineer to select the correct cable size and fuse rating based on current regulation and site specific conditions. Mitsubishi Electric's air conditioning equipment and heat pump systems contain a fluorinated greenhouse gas, R410A (GWP:2088), R32 (GWP:675), R407C (GWP:1774), R134a (GWP:1430), R513A (GWP:631), R454B (GWP:466), R1234ze (GWP:7) or R1234yf (GWP:4). *These GWP values are based on Regulation (EU) No 517/2014 from IPCC 4th edition. In case of Regulation (EU) No.626/2011 from IPCC 3rd edition, these are as follows. R410A (GWP:1975), R32 (GWP:550), R407C (GWP:1650) or R134a (GWP:1300).

Google, Android, Google Play, Google Nest Mini and other marks are trademarks of Google LLC.

Effective as of April 2021



www.greengateway.mitsubishielectric.co.uk

Mitsubishi Electric UK's commitment
to the environment